

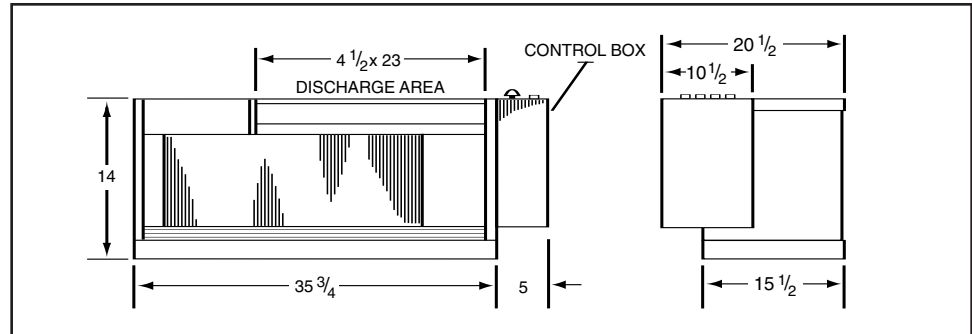
SECTION 1

Integral Style - A complete, self-contained chassis consisting of motor assembly, heating and cooling system, along with a control box.

TYPE CCCO SERIES

Replacement Packaged Terminal Air Conditioners

Replaces Original Nesbitt® and MSI® Challenger Cooling and Heatpump Chassis.

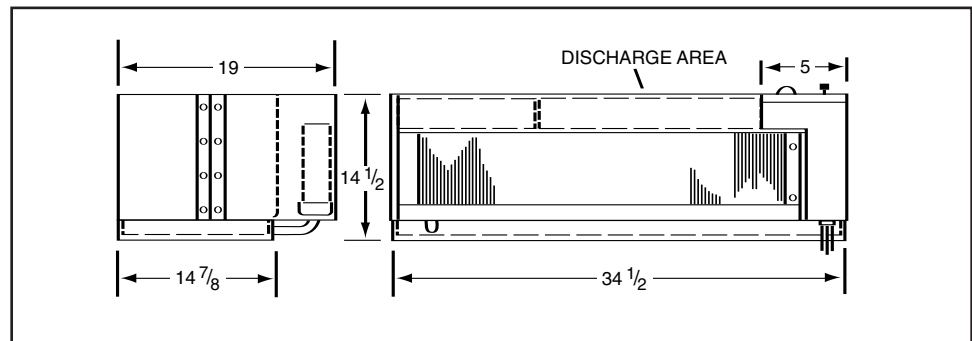


Select NEMA cord from page 5.

TYPE CAF160 SERIES

Replacement Packaged Terminal Air Conditioners

Replaces Original American Air Filter® Type 16, WY, YY, and ENERSAVER, Singer® and McQuay® Type ENH, ENR, PNES1, PNHS1 Cooling and Heatpump Chassis.

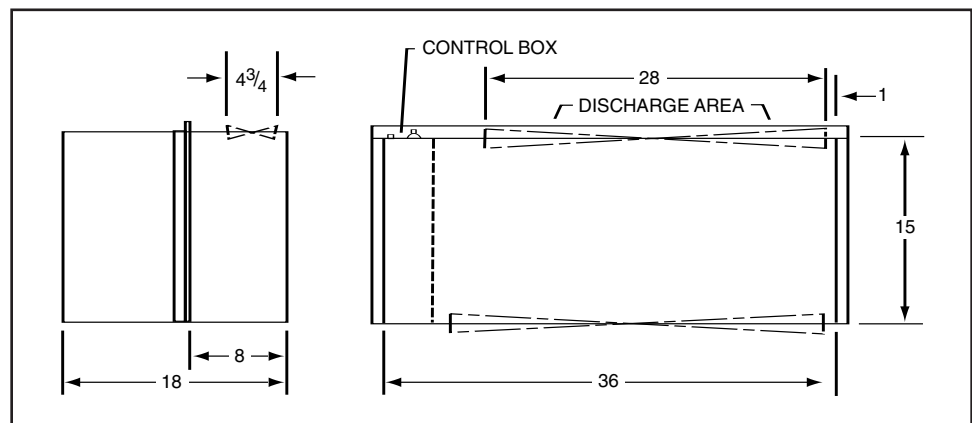


Select NEMA cord from page 5.

TYPE CTPIO SERIES

Replacement Packaged Terminal Air Conditioners

Replaces Original T.P.I.®, Cool Heat® Type RM, Climate Master® 702, 703, and 704 Type, Embassy Weather Twin®, Ice Cap® RSK Type, Kapsis®, Ra-Matic®, Beacon Morris® and ZoneAire® Corp. RM and SC Type Cooling and Heatpump Chassis.



Select NEMA cord from page 5.